

The Plan

FOOD IS YOUR MEDICINE



Plan Guidelines – Vegetarian/Pescatarian Men's 2021

All sauces are suggested. Please consult with your nutritionist if you would like to use other seasonings.

Beet carrot salad- grate 4-5 carrots and 1 small beet. Should make 4 servings- stores well in Tupperware for a week. Please dress with lemon and EVOO during the cleanse for best liver and gall bladder health

Spices: Please include these good digestive/anti-inflammatory spices whenever you would like. You can try most salt-free blends as long as they don't have paprika or licorice

- Basil, Black Pepper, Cardamom, Cayenne, Cinnamon, Cumin, Ginger, Rosemary, Turmeric
- No salt until day 5

Portions- *Unless portions are noted please eat until you are full*

- Manchego or Sheep's milk parmesan (pecorino romano): 2-3 tbsp per serving.
- Goat's cheese: 2oz
- Nuts& Seeds: 1.5 oz

Carrot ginger soup- our anti-inflammatory soup and it freezes very well- please consult with your nutritionist on when it's best to use. Carrot soup does best when you have a protein rich breakfast, like flax or eggs.

Snacks- you may always replace snack that is mentioned with The Plan Trail mix- 1/8th cup sunflower seeds and 1/8th cup dried cranberries.

Dessert- chocolate is 1oz and please make sure it's below 65% and soy lecithin free- good brands are Whole Foods 365, Theo, and Alter Eco.

Butter- you can add it when it says EVOO but please do not sauté with butter unless you use a low heat. Please limit to 1 tbsp a day. Do not have during the cleanse.

EVOO- You should be consuming 3-5 tbsp of extra virgin olive oil a day. **Why is EVOO so important?** The brain is 60% fat so we need good fats for cognitive functioning; our cell walls have a phospholipid barrier or immune function- EVOO is an omega 9 so it acts as a catalyst for anti-inflammatory omega 3 (present in your flax, chia and hemp seeds) and fat keeps you full longer!

Please HYDRATE! Your baseline is half your body weight in ounces - the best way to do this is drink a pint all at once. Please drink water in-between meals, not during as drinking during meals can impair your digestion--If you can leave a 45 window before and after each meal that is ideal. Do not drink after dinner and try to finish all water intake by 7:30 or 3-4 hours before bed. Please do not drink over the recommended water amount as this will affect kidney function and will cause water retention.

The Plan

FOOD IS YOUR MEDICINE



Supplements

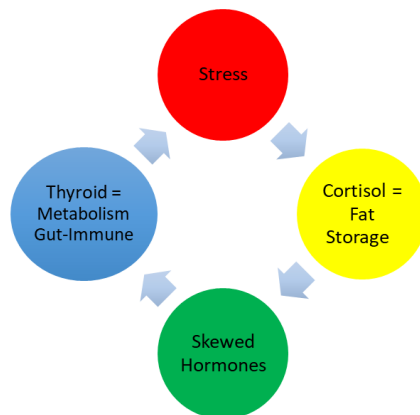
Our standard detox includes MSM, a probiotic and a supplement to mitigate the effects of stress. We recommend a stress reliever for everyone as cortisol greatly impacts weight loss and testing.

If stress tends to lead more to depression or anger, sam-e would be better.

If stress leads more to anxiety or disturbed sleep, then lemon balm would be better.

Magnesium citrate is great for occasional constipation, especially after a food reaction.

If you are using MSM and/or sam-e, there often time is no need for additional liver support as they both offer mild liver support.



Standard dosages:

- MSM - 6-week course; Standard dosage is based on weight (3,000mg up to 180lbs 4,000mg up to 400lbs 5-6,000mg over 300lbs)
- Probiotics - as needed (when you have a reaction)
- A stress reliever:
SAM-e (if stress leads more to depression or anger) OR Lemon Balm (if stress leads more to anxiety or disrupted sleep)
Standard dose for SAM-e is 600mg, 1x day, as needed. Standard dose for Lemon balm is 1500mg, 1x day at 5pm, as needed
- Magnesium Citrate CAPSULES (if constipation is an issue) - standard dose is 600mg to gently release

General Protein, Food and Testing Information

For more information on general plan guidelines please reference the Intro to The Plan

The Plan

FOOD IS YOUR MEDICINE



Protein Ranges

Breakfast — 20-60 grams of protein

Lunch — 20-35 grams of protein (stay with 20-25g unless you are an athlete)

Dinner — 35-70 grams of protein

Dense Food Guidelines

1 dense grain carbohydrate a day MAX (rice or bread)

1 animal protein a day MAX

1 bean a day MAX

If you want to try more than one serving of these per day you can plug a larger portion in for a test day!

Combination Tests

Combining animal protein, grain or legumes together at the same meal is a test. Example: rice (grain) and chicken (animal protein) or bread (grain) and eggs (animal protein). Coconut Milk and animal proteins are a test.

Good Low Reactive Sources of Protein: Aim for 20grams of protein for lunch (unless you are an athlete)

Broccoli- 5 grams per cup- fine chopped

Kale - 6 grams per 2 cups cooked- fine chopped

Sunflower seeds- 6 grams per oz (good source of selenium and calcium)

Pumpkin seeds- 9 grams per oz (great source of zinc for your immune system!)

Almonds- 8 grams per oz

Goat Cheese- 6 grams per oz

Manchego Cheese- 8 grams per oz

Chickpeas- 5 grams per 1/2 cup

Rice – 5 grams per 1 cup- this is a test on days when you have animal protein

Chia- 5 grams per 2 tbsp (A great source of omega-3's!) but keep to breakfast

Cream of Broccoli Soup – 10g per 20oz

Raw Cashews – 5g per 1oz (test)

Lentils – 9g per 1/2cup

Plan Caesar Dressing – 5g per 2 tbsp

Hemp – 2 tbsp has 7 grams of protein

Peas - 9g per 1 cup

Potatoes – 5g per serving

Wild Rice – 5g per 1 cup

Spinach- 5g per 1 cup (cooked)

Collards - 5g per 1 cup

Bread- 3-4g per slice

Flour – approximately 13g per cup

Most nuts 5-7g per oz

Eggs – 6g per egg

Tests

Never test when weight is up. Omit the test that day and come back to it later.

The Plan

FOOD IS YOUR MEDICINE



Menus- raw and cooked vegetables

In winter, we always have either a cooked vegetable or a soup with lunch to aid digestion. Dinner always has at least TWO cooked vegetables (at least 2 cups), and a raw veg salad as raw vegetables contain enzymes. In summer, we MAY move to just salads with minimal amounts of cooked vegetables. If you feel that just having a salad makes you feel a little bloated increase the amount of cooked vegetables or add soups back in!

Lettuce

Safe lettuces are baby romaine, boston lettuce, red leaf lettuces, green leaf lettuce, frisee, and small amounts of radicchio. All other lettuces are a test. Any mixed greens blend that has arugula, watercress, tat soi or spinach are a test. Colder vegetables like romaine and iceberg lettuce will slow weight loss or cause weight gain. Do not consume.

Recipes

Flax Granola

makes 2-4 servings – 35g protein per cup

1 cup water
2 cups whole flaxseeds
1 tbsp agave nectar
2 tsp ground cinnamon
1 tsp ground cardamom
1 tsp pure vanilla extract
1/2 tsp nutmeg
1/2 cup raisins

Preheat oven to 275F degrees. Combine water and flaxseeds in a medium bowl and mix well. Let sit for 30 minutes and mix again. Add agave, cinnamon, cardamom, vanilla extract and nutmeg to flaxseeds and mix thoroughly.

Spread granola in a thin layer on a baking sheet and bake for 50 minutes. Reduce oven temperature to 225F degrees. Cut sheet of granola into clusters, flip and bake an additional 30-40 minutes, until thoroughly dry. Add raisins and store in airtight container. Consume within 2 weeks.

Carrot Ginger Soup

Recipe makes 5 quarts

It can be cut down or many clients love divide into portion out and keep in the freezer!

The Plan

FOOD IS YOUR MEDICINE



1 tbsp ground cinnamon
1 tbsp ground cumin
1 tbsp freshly ground black pepper
1 tsp ground cloves
1 tsp cardamom
1/2 tsp turmeric
1/2 tsp allspice
7 quarts water
5lb carrots, chopped
2 large red onions, chopped
3 large zucchinis, chopped
8 cloves garlic, peeled
5 to 6 inches fresh ginger, peeled
2 tbsp extra virgin olive oil

Combine Cinnamon, cumin, black pepper, cloves, cardamom, turmeric, and allspice in a dry skillet over medium-low heat and cook, stirring constantly, for 30 seconds. IN a large soup pot, combine water, carrots, onions, zucchini, garlic, ginger, and olive oil; add toasted spices. Bring water to a boil and then let simmer for 45 minutes, until carrots are soft.

Reserve 2 to 4 quarts of the broth for future soup stocks. Transfer remaining soup to a blender in batches and puree.

Note: You can add one 14oz can of full-fat unsweetened coconut milk and 5 to 6 Vietnamese chili peppers while cooking for a creamier, spicier soup!

Spicy Coco Sauce

This recipe makes 4 to 6 servings (1 1/2 cups). It can either be cut down or frozen for future meals. Many Planners freeze it in ice cube trays for a quick, flavorful solution for vegetable sautés!

***Please note the pairing of coconut milk and animal protein is a separate test so resever this for vegetarian meals.*

3 tbsp extra virgin olive oil
1 large onion, chopped fine
4 to 5 cloves garlic, minced
2-inch piece fresh ginger, peeled and grated (roughly 1 tbsp)
2 tsp ground cumin
1 tsp ground cinnamon
1 tsp freshly ground black pepper
1 tsp coriander
1/2 tsp allspice
1 (14 oz) can full-fat coconut milk

The Plan

FOOD IS YOUR MEDICINE



4 tbsp Sriracha, or more for extra spice
1 tbsp brown sugar
Optional: 1 lemongrass stalk, cut into 1-inch pieces

In a large saucepan, heat olive oil over medium heat. Add onion and garlic and sauté until they start to turn brown. Add ginger, cumin, cinnamon, pepper, coriander, nutmeg, cardamom, and allspice and sauté for 1 minute at low heat, until spices start to smell fragrant. Add coconut milk, Sriracha, brown sugar, and lemongrass, if desired, stirring for 30 seconds. Reduce heat and simmer, stirring for every 5 minutes, for 15 to 20 minutes, so flavors can fully integrate. Remove lemongrass. Serve immediately or let cool and then freeze.

Blueberry Pear Compote

(Makes 1-2 servings)

With almonds - 20g protein per serving

1 cup blueberries
1 ripe pear
1-1 ¼ cups water
½ cup chia seeds (20g protein)
1/8 cup almond slivers (8g protein; omit if reactive to almonds)
1 tbsp agave
Cinnamon to taste- suggested ½ tsp can add cardamom, nutmeg, cloves too (all great digestives)

Chop the blueberries and pear and let simmer for 8-10 minutes in a pot of water with cinnamon and agave.

Remove pot from heat and add chia seeds, and stir frequently for 2 minutes. You can serve warm or refrigerate. The compote can also be frozen so feel free to make big batches.

Top with almonds.

Cream of Broccoli Soup

Makes 6-8 servings, 10 grams protein per 20oz

3 tbsp butter (or evoo)
1 large onion chopped
1 tbsp dried sage
1 tsp cumin
½ tsp dried celery seed
2 cups homemade chicken broth (see The Plan Cookbook) or water
2 cups water

The Plan

FOOD IS YOUR MEDICINE



- 1 can full-fat coconut milk
- 8 cups broccoli, chopped (about 4 heads of broccoli)
- 4 cups zucchini, chopped (about 2 medium zucchini)
- 1 small to medium avocado
- 1 tbsp Sriracha -optional
- Ground black pepper to taste

Sautee onion and spices in 3 tbsp of butter (or evoo). Add in all ingredients and cook until vegetables are tender, approximately 25-30 minutes.

Add in avocado, blend and serve! For a less creamy soup, add more water.

The Plan Smoothie

Makes 1 serving, 15g protein

- 1 ripe pear
- ½ cup berries
- ¼ avocado
- 3 oz chia
- Rice Dream (RD) or Silk Coconut Milk (SCM)
- Option- 1 tsp honey or agave
- Option- vanilla extract or cinnamon

Fill Blender with enough RD or SCM to fill to 16 or 20 oz. Blend. Ice is not recommended if you have thyroid dysfunction.

Roasted Vegetables

makes 8 servings

- 3 large carrots, sliced
- 1 large zucchini, cut into ½ inch chunks
- 1 red onion, cut into large chunks
- 1 head broccoli, cut into 2 inch florets
- 4 to 5 cloves garlic, peeled
- 3 tbsp evoo
- Fresh or dried Italian herb blend or herbes de Provence, to taste
- Sea salt and black pepper, to taste (omit salt until day 5)

Preheat oven to 375F.

In a large bowl, toss vegetables and garlic with oil, herbs and spices. Transfer to large baking sheet and bake for 35 minutes, until browned.

The Plan

FOOD IS YOUR MEDICINE



The Plan Hummous

20g protein for entire batch

2 cups drained well-cooked or canned low sodium chickpeas, liquid reserved
¼ cup extra-virgin olive oil, plus oil for drizzling
2 cloves garlic, peeled
Sea Salt and freshly ground black pepper to taste
1 tbsp. ground cumin, to taste, plus a sprinkling for garnish
Juice of 1 lemon

Put everything except the parsley in a food processor and begin to process; add the chickpea liquid or water as needed to allow the machine to produce a smooth puree. Taste and adjust the seasoning (you may want to add more lemon juice).

Serve, drizzled with the olive oil and sprinkled with a bit more cumin

Apple Streusel

Makes 2 servings; approximately 20g protein each

Streusel Topping

1 ½ cup almond flour
2 tbsp brown sugar
1 tsp cinnamon
¼ cup unsalted butter, room temp (you can use avocado oil to make it dairy free)

Apple Filling

3 apples, cored and chopped into 1/2 inch pieces
1 tbsp brown sugar
1 tsp cinnamon
½ tsp cardamom
¼ tsp cloves
4 eight oz. baking ramekins

Preheat oven to 350F. In a small bowl mix all ingredients for streusel topping by hand or with hand mixer.

The Plan

FOOD IS YOUR MEDICINE



In a medium bowl combine all apple filling ingredients and mix well. Add apple mixture to mason jars and pack down with ½ inch of streusel topping. Bake for 25-30 minutes until streusel topping is lightly browned. Serve warm or refrigerate.

Top with almond slivers or 2 tbsp chia.

Zucchini noush

No protein - I love babaganoush, but like many of my clients, I am reactive to eggplant. Subbing zucchini was a natural idea with summer's bounty and thus zucchini-noush was born!

¼ cup extra virgin olive oil
1 large white onion chopped fine (approx. 2 cups)
¼ cup cumin
1 tbsp. pink Himalayan sea salt
1/8 cup water
5 large zucchinis chopped (approx. 10 cups)
oil for baking sheet
optional: 1 cup sunflower tahini

Add oil to a large skillet on medium heat and add onion, cumin and sea salt. Stir until spices are thoroughly mixed and then mix in water. Lower heat to lowest setting and let simmer for 30 minutes stirring often.

Add zucchini to the onion and mix well. Take zucchini/onion mixture and spread on a well-oiled baking sheet. Bake at 325F for 40 minutes.

Remove from zucchini from the oven and add to a medium mixing bowl. Mix well. The zucchini will break down to a chunky texture. Optional, add 1 cup sunflower tahini and mix well.

Sunflower Tahini

24g protein for entire recipe or 5g per 2 tbsp

1 cup sunflower seeds (24g protein)
¼ cup extra virgin olive oil
¼ cup water
1 garlic clove, peeled
2 tbsp. lemon juice
dash sea salt
optional: add more water for creamier tahini

The Plan

FOOD IS YOUR MEDICINE



Add all ingredients to a food processor and blend until smooth, about 3 minutes.
Serve immediately, or store and refrigerate up to 5 days.

Plan Caesar

24g protein for entire recipe or 3g per 1tbsp or 5g per 2tbsp

2 cloves garlic, chopped
¼ cup evoo
4 oz goat cheese
2 tbsp lemon juice
2tsp fresh black pepper
2 tbsp fresh dill or basil, optional

Soak garlic cloves in evoo overnight. Add all ingredients to food processor with an S blade and blend until smooth. Add water as needed for lighter dressing.

Dairy- Free Plan Caesar Dressing

13-14g protein for entire recipe

2 garlic cloves, chopped
¼ cup evoo
¼ cup hemp seeds (test)
2 tbsp lemon juice
2 tsp fresh black pepper
2 tbsp fresh dill or basil, *optional*

Soak garlic cloves in EVOO overnight. Add all ingredients to food processor with an S blade and blend until smooth. Add water as needed for lighter dressing.

Basil Escarole Soup

No protein

1 large white onion, fine diced
1/8th cup dried basil
1/2 tsp pink Himalayan sea salt
1 tsp black pepper

The Plan

FOOD IS YOUR MEDICINE



- 1/4 cup evoo
- 1 liter homemade chicken stock or water
- 1 liter water
- 1 tsp agave or honey
- 2 lbs. carrots, chopped
- 8 cups zucchini pasta or 8 cups chopped zucchini, small
- 2 heads escarole, chopped

In a large soup pot sauté onion and basil in evoo. Add sea salt and black pepper and let simmer for 20 minutes. Add liquids, carrots and zucchini and let simmer for 20 minutes.

Add chopped escarole and let simmer an additional 10 minutes. Top with lemon or lime juice.

Vegetable Timbale

Makes 6 servings; 10g protein per cup

- 1 large zucchini
- 1 red onion, peeled
- 3 cups kale, deveined
- 2 large carrots
- 8 shiitake mushrooms
- 4 to 5 oz goat cheese, crumbled
- 2 oz Manchego, grated

Preheat oven to 400F degrees.

Use a mandolin to slice zucchini, onion, kale carrots, and mushrooms as thinly as you can. In an oiled 9-inch baking dish, create layers as for lasagna, layering vegetables and goat cheese in this order: Zucchini, onion, kale, goat cheese, carrots and shiitakes, then top with Manchego. Bake for 30 minutes, until cheese on top is slightly golden.

Spicy Apricot Glaze

Makes 1 cup (approx. 8-10 servings)

- 1/4 cup apricot jam
- 1/4 cup water
- 2 tbsp sriracha or 1 tbsp chipotle powder

Combine all ingredients and blend until smooth.

The Plan

FOOD IS YOUR MEDICINE



Day One

Breakfast

1.5 cup Flax granola with 1 cup blueberries

Silk Coconut milk or Rice Dream- these will be your breakfast “milk” for the week.

Lunch

20oz of Carrot ginger soup

2.5 cups of sautéed or steamed broccoli drizzled with EVOO and lemon juice

Baby Romaine with fresh herbs and 1.5 oz sunflower seeds

Snack

1 apple

Dinner

Sautéed kale, 3-4 carrots, onion, zucchini, shiitakes, and broccoli with spicy coco sauce with one ounce of sunflower seeds

Grated Carrot and raw grated beet salad with your choice of herbs and 1.5oz of pumpkin seeds

When you make the spicy coco sauce: make the sauce, add all the vegetables to it and let it simmer for 10 minutes.

Day Two: Almonds

Breakfast

1.5 cup of Flax with 1 cup blueberries

Lunch

20oz of Carrot ginger soup with 1.5 oz of sunflower seeds

Baby romaine with ½ diced apple, ½ avocado

2.5 cups of steamed or sautéed broccoli

Snack

1 pear with 16 almonds

Dinner

Leftover sautéed kale and veggies with 1.5 cup basmati rice with 1.5 oz of pumpkin seeds
beet/carrot salad with and 1.5 of sunflower seeds

The Plan

FOOD IS YOUR MEDICINE



Day Three: Lentils

Breakfast

1.5 cup Flax with choice of 1 cup blueberries or 1 pear

Lunch

Baby romaine with carrots and 1.5oz sunflower seeds
20oz of Cream of Broccoli soup

Snack

18-20 almonds

Dinner

1.5 cup Lentils with 3 cups cooked kale
Oven roasted zucchini, broccoli, carrots, onions, garlic and Italian herb blend- finish with EVOO and lemon juice and fresh black pepper
With baby romaine & EVOO with lemon juice

Day Four: Cheese *(you may now have one cup of coffee in the morning and wine at night with or after dinner)*

Breakfast

1.5 cup flax Granola with 1 cup berries, 1 apple or 1 pear

Lunch

Leftover reheated, roasted vegetables on a bed of baby romaine with 2 cups of steamed broccoli and 1.5 oz of pumpkinseeds
You may now use balsamic vinegar to make dressings.

Snack

Carrots with 3-4 tbsp raw almond butter

Or

Plan Trail Mix 1/4th cup sunflower and 1/8th cup raisins

Dinner

Rice Salad: 1.5 cup of basmati rice with 1.5oz of almond slivers and 3 cups of sautéed kale
Baby Romaine or frisee with carrots and ½ avocado and 2oz of goat cheese (hard or soft)
Steamed or sautéed yellow squash lemon and dill

The Plan

FOOD IS YOUR MEDICINE



Day Five: Test Exercise (*you may now have dessert and sea salt in moderation*)

- **beginner 4-6 min ~ intermediate 10-12 min~ advanced 15 min**

Breakfast

The Plan Smoothie (15g)

Lunch

Green leaf lettuce with radicchio, carrot/beet salad and 1.5 of sunflower seeds
20oz of Cream of Broccoli soup

Snack

Carrots with 3-4 tbsp raw almond butter or
1 apple with raw almond butter

Dinner

Lentil Dinner or Rice Salad (see above)
Sautéed zucchini, yellow squash with onion or leeks and basil finish with lemon on a bed of green leaf lettuce with 2 oz of Manchego cheese

Day Six: Protein day

Breakfast

1.5 cups of Flax with choice of 1 cup berries, 1 apple or 1 pear or
1.5 – 2 cups of Blueberry Compote

Lunch

Baby romaine with wilted radicchio, apple, ½ avocado, 1.5oz of pumpkin seeds and 1.5oz of goat cheese
Lemon Basil Escarole soup

Snack

1 apple and raw almond butter
Or
Carrots and zucchini nosh

Dinner – choose your proteins to test

6-8 oz of Grilled **wild** white fish, 4 eggs with 3 cups kale, or 1.5 cup of beans with 3 cups of sautéed kale

Grilled vegetables- zucchini, yellow squash, carrots, onion, radicchio
Carrot beet salad with 1.5 oz almond slivers and fresh herbs of choice

The Plan

FOOD IS YOUR MEDICINE



Day Seven: Test Exercise

- **beginner 4-6 min ~ intermediate 10-12 min~ advanced 15 min**

Breakfast

Flax Granola with 1 cup berries, 1 apple or 1 pear or Smoothie

Lunch

Reheated leftover vegetables on a bed of green leaf with 1.5 oz of almond slivers and 2 oz of goat cheese

Snack

1.5 oz salt free potato chips or Carrots and Zucchini-noush

Dinner

Any approved protein (make sure to rotate)
Sautéed vegetables- broccoli, carrots, zucchini with garlic
Green leaf or Frisee and ½ pear salad with 1.5 oz pumpkin seeds and fresh herbs

Day Eight: Test New protein

Breakfast

The Plan Smoothie or
1.5 – 2 cups of Compote

Lunch

Leftover sautéed vegetables (1/2 cup broccoli) on a bed of green leaf with 1.5 oz of goat cheese and 1.5 oz of sunflower seeds
Basil Escarole soup

Snack

Carrots with 3-4 tbsp raw almond butter
Or
Plan Trail Mix

Dinner

Test a new protein on a bed of green leaf or frisee with ½ oz of grated manchego
Roasted, Sautéed, Grilled or steamed vegetables that have been approved

The Plan

FOOD IS YOUR MEDICINE



Day Nine: Test Exercise

- beginner 4-6 min~ intermediate 10-12 min ~ advanced 15 min

Breakfast

Warm Flax from pg. 70 in the cookbook or
Blueberry pear compote

Lunch

Baby Romaine with ½ avocado and grated carrots and 2 tbsp of Plan Caesar
20oz of Carrot Ginger soup with 1.5 oz pumpkin seeds

Snack

1 apple with sunflower seeds or
Plan Trail Mix

Dinner

Any approved protein
Baby Romaine with grated raw beet
Sautéed zucchini or yellow squash, carrots and leeks

Day Ten: Test new protein

Breakfast

Flax Granola with approved fruit
Or
Blueberry pear compote

Lunch

20oz of Cream of Broccoli Soup
Red leaf or Green leaf lettuce with carrot/beet salad with sunflower seeds

Snack

Pumpkin seeds
Or
1 apple with raw almond butter

Dinner

Test New Protein
Sautéed kale with onion, basil and fresh lime

The Plan

FOOD IS YOUR MEDICINE



Any lettuce used thus far with ½ avocado and fresh herbs such as dill, basil or mint

Day Eleven: Test increased exercise time by 20%

Breakfast

Blueberry Pear Compote

Or

Smoothie

Lunch

Lettuce of choice with grated carrot, ½ avocado, 2 tbsp of Plan Caesar dressing with pumpkin seeds and dried cranberries

Lemon Basil Escarole Soup

Snack

Carrots with raw almond butter

Or

1 apple with raw almond butter

Dinner

Any approved protein

1.5 cup Vegetable timbale

Any lettuce used thus far with fresh herbs

Day Twelve: Test new vegetable

Breakfast

The Plan Smoothie

Or

Blueberry pear Compote

Lunch

1.5 cups of warm roasted Broccoli with 1 tbsp Plan Caesar

Salad with ½ avocado and almond slivers

Snack

Plan Trail Mix

Or

Carrots and zucchini nosh

Dinner

Approved protein

Test new vegetable mixed with other approved vegetables- use herbs of choice

The Plan

FOOD IS YOUR MEDICINE



Any lettuce used thus far with fresh herbs and raw grated beet

Day Thirteen: Test increased exercise time by 20%

Breakfast

Flax granola with 1 cup approved fruit

Lunch

Leftover vegetables with sunflower seeds, ¼ chopped apple on a bed of green leaf lettuce
20oz of Cream of Broccoli Soup

Snack

Pumpkin seeds and ½ apple

Or

Low Sodium Potato Chips and zucchini nosh

Dinner

Approved protein

Any lettuce used thus far with fresh herbs and optional radicchio

1.5 cups vegetable timbale

Day Fourteen: Test Bread or new Vegetable

Breakfast

Any approved breakfast

Or

Test 2 slices of Bread with 4 tbsp raw almond butter and 1 piece of fruit

Lunch

Basil escarole soup

Salad with 20-25 grams of vegetarian protein

[Example of hitting protein goals:](#)

[2 oz of goat cheese and handful of sunflower seeds](#)

[2 cups sautéed kale and handful of pumpkin seeds](#)

[3 cups cream of broccoli soup and handful of almond slivers](#)

Snack

Carrots and Zucchini-nosh

Or

The Plan

FOOD IS YOUR MEDICINE



1 apple

Dinner

Approved protein

Roasted, Sautéed or Grilled Vegetables that have been approved

Any approved lettuce with fresh herbs

Suggested vegetables that are low reactive

1. Potato (Yukon gold, fingerling or red potato) test one cup work
2. Cooked fennel (1 cup worth- steamed and then sautéed)
3. Spinach (1 cup cooked – roughly 6 cups raw) this is a once a week option
4. Snow peas (test ½ cup)

Day Fifteen: Test increased exercise time by 20%

Breakfast

Flax Granola with 1 piece of apple or 1 pear

Lunch

Carrot Ginger soup

Salad with 20-25 grams of vegetarian protein

Snack

Low Sodium Potato chips and zucchini -noush

Or

1 cup blueberries

Dinner

Approved Protein

Sautéed kale with onions and zucchini and new approved vegetable

Any approved lettuce with fresh herbs

Day Sixteen: Test new snack

Breakfast

Blueberry Pear Compote

Or

Streusel

Lunch

The Plan

FOOD IS YOUR MEDICINE



20oz of Cream of Broccoli Soup
Salad with 10-15 grams of vegetarian protein

Snack

Test 1.5oz Pecans
Or
Test new fruit- 1 portion (ex: 1 cup mango or blackberries)

Dinner

Approved protein
Steamed, Grilled or sautéed approved vegetables
Any approved lettuce with fresh herbs and grated carrots

Day Seventeen: Test exercise up to 30 minutes Start working on your menus for days 21-25

Breakfast

Flax granola with 1 portion fruit

Lunch

Carrot Ginger Soup
Salad with 20-25 grams of vegetarian protein

Snack

Any Approved Snack

Dinner

Approved protein
Sautéed kale with yellow squash, leeks
Any approved lettuce with herbs of choice

Day Eighteen: Test new fruit or new restaurant

Breakfast

New Cereal with chia seeds, sunflower seeds and approved fruit
Or
Blueberry pear compote

The Plan

FOOD IS YOUR MEDICINE



Lunch

Basil escarole soup

Salad with 20-25 grams of vegetarian protein

Snack

1.5 oz low sodium or no salt potato chips with 1/4th cup homemade guacamole

Or

New approved fruit

Dinner

Test restaurant if you did not test fruit

Day Nineteen: Test Exercise up to 30 minutes

Start working on your menus for days 21-25

Repeat favorite day thus far with most weight loss

Day Twenty: No Test

Repeat favorite day thus far with most weight loss

The Plan

FOOD IS YOUR MEDICINE



Phase 2: Making Choices

Please create your own menu using this template as a guideline, e-mail it back to me and I will review it with you and put in your file.

Optimal Rotation of Protein

chicken 3x a week- every other day

lamb - 3x a week- every other day

eggs- 3 x a week every other day

beans- 3x a week- do not have more than once daily

duck breast- 2-3x a week every other day

fish and seafood - 2 x a week 3 days apart

pork- 1-2 x a week

steak 1x a week

veal- VERY high reactive

Vegetable Rotation

Program your meals so that you do not repeat vegetables. For example, if you have broccoli at lunch, do not have broccoli at dinner. Try to always have at least 2 cooked vegetables with your dinners.

Seeds and Nuts

Try to start programming seed free lunches and dinner or test alternate seeds and nuts

Testing New Lunch Options

You can test 1 cup of lentils and 2 cups cooked kale (21 grams). An fyi beans and broccoli is a test as it can cause too much gas in some people. We try to, at this point, start having seed free lunches and dinners to give your body optimal rotation.

Peas are another vegetable I like people to test at lunch only- 1 cup is 9 grams of protein and could replace pumpkin seeds. If you are very active, testing rice would be good on your workout days as a breakfast or lunch option. Rice and fish in the same day is an easy pass- rice and other animal protein in the same day is a harder test to pass.

Wild rice is a good test too with a 1 cup equaling roughly 8 grams of protein. Wild rice is a grass not a grain so may be easier to have on days you have animal protein.

Portions

All the portions we use on the plan are the least reactive amounts. If you would like to use larger portions please test them first. Nuts and seeds should be 1 oz per portion. Only consume the seed once during the day ex: if you have sunflower seeds at breakfast do not have at lunch or dinner

The Plan

FOOD IS YOUR MEDICINE



Natural Sugars —

Most people do well with moderating their intake of natural sugars such as fruit, potatoes, sweet potatoes and winter squashes. Roasted vegetables fall into this category as well, as the natural sugars are increased when cooked for a long period of time. Find your own balance by starting off with roasted veggies twice a week.

Carrot Ginger soup does best after a high protein, low sugar breakfast like flax.

Combination Tests

Combining animal protein, grain or legumes together at the same meal is a test. Example: rice (grain) and chicken (animal protein) or bread and eggs is a test as well.

Coconut Milk and animal proteins are a test. Coconut milk and fish or seafood is a low reactive test. Rice is a high reactive test with most proteins (even in different meals) including beans, with the exception of fish and seafood which is a lower reactive test.

Bread and potatoes do well with animal protein (with the exception of eggs) and the pairing of potatoes and animal protein is not a test.

In winter we always have either a cooked vegetable or a soup with lunch to aid digestion. Dinner always has cooked vegetables and a raw veg salad as raw vegetables contain enzymes.

Cooked vegetables aid digestion, just eating raw vegetables will hamper digestion. When you hamper digestion, you will experience weight gain or weight stabilization. Men should have at least 3 cups of cooked vegetables with their meals.

Time to get started!

- Create a list of all the foods that have worked for you
- Create a list of foods that are mildly inflammatory and please limit their usage to once every 7-10 day and always follow with a friendly day
- Retest all foods that tested as inflammatory in 3-6 months. You may be able to reduce sensitivity to this food and have on occasion, always follow with a friendly day

Protein Ranges

Breakfast — 15-60 grams of protein (use higher numbers if you are an athlete)

Lunch — 20-35 grams of protein (use higher numbers if you are an athlete)

Dinner — 35-70 grams of protein

Dense Food Guidelines

The Plan

FOOD IS YOUR MEDICINE



1 dense grain carbohydrate a day MAX (rice or bread)

1 animal protein a day MAX

1 bean a day MAX

If you want to try more than one serving of these per day you can plug a larger portion in for a test day!

Day 1 (No test)

Using the outline below, create a menu using your friendly foods.

Breakfast

Easy sources of protein are flax, seeds, nuts and nut butters, grain cereals, milk

Have with ½ piece of fruit

Lunch

Create a salad with 25-35 grams of protein

In winter add a soup or cooked vegetable to enhance digestion

Snack

Insert your favorite snack —having more than 1.5 oz of dairy is a test

Dinner

Approved protein

Approved salad

Approved cooked vegetables

In winter, dinner always has cooked vegetables and a raw vegetable salad as raw vegetables contain enzymes that support digestion.

Day 2 (Test Exercise or Test New Vegetable)

Breakfast

Easy sources of protein are flax, seeds, nuts and nut butters, grain cereals, milk

Have with 1 piece of fruit

Lunch

Create a salad with 20-35 grams of protein

In winter add a soup or cooked vegetable to enhance digestion

Snack

Insert your favorite snack —having more than 1.5 oz of dairy is a test

Dinner

The Plan

FOOD IS YOUR MEDICINE



Approved protein
Approved salad
Approved cooked vegetables

Day 3 (No test)

Follow the guidelines of Day 1 to create another friendly menu.

Day 4 (Test new breakfast item)

Using the outline below, create a friendly menu but test a new breakfast item. Ideas are whole or lactose free milk, eggs or new fruit.

Breakfast

Easy sources of protein are flax, seeds, nuts and nut butters, grain cereals, milk
Have with ½ piece of fruit

Lunch

Create a salad with 20-35 grams of protein
In winter add a soup or cooked vegetable to enhance digestion

Snack

Insert your favorite snack —having more than 1.5 oz of dairy is a test

Dinner

Approved protein
Approved salad
Approved cooked vegetables

Day 5 (No test)

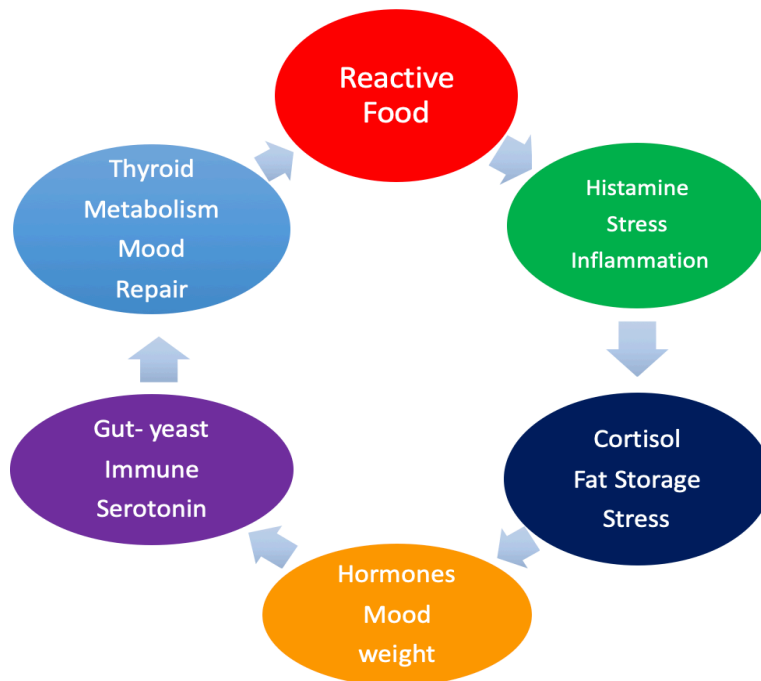
Follow the guidelines of Day 1 to create another friendly menu.

The Plan

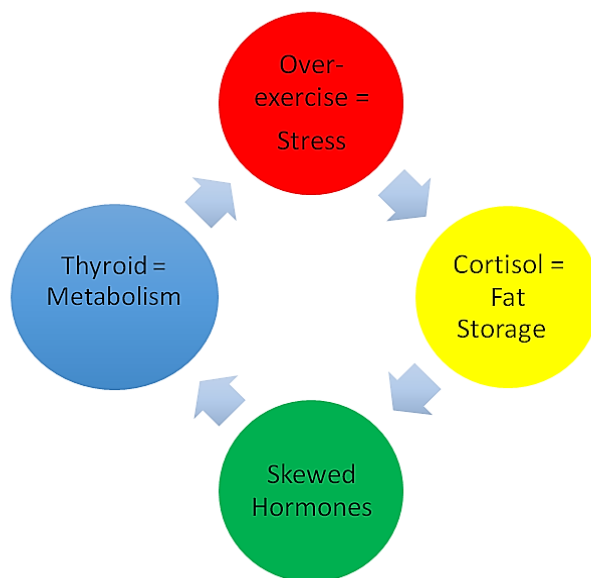
FOOD IS YOUR MEDICINE



Reactive Food Negative Feedback Loop



Over-Exercise Negative Feedback Loop



The Plan

FOOD IS YOUR MEDICINE

